



# SKBI INTERNATIONAL



## Brass Gate Valve

Size : 1/2 To 4"  
Materials: Brass  
Ends: Female - Female



## Brass Pipe Water Meter Body

Size : 20mm, 25mm  
Materials: Brass  
Ends: Male - Male



## Brass Inserts Parts

Size : 1/2", 3/4", 1" (MTA, FTA)  
Materials: Brass, Nickle Plated



## Brass Stop Valve Core Fittings

Size : 1/2", 3/4", 1"  
Materials: Brass




## Brass Water Pump Impeller

Size : As Per Customer Specification  
( 60mm to 80mm )  
Materials: Brass



## Brass ferrule

Size : 15mm, 20mm, 25mm  
Materials: Brass




## Brass Concealed Valve

Size : 1/2", 3/4", 1"  
Materials: Brass



## Brass Neutral Link

Size : As Per Customer Specification And drawings  
Materials: Brass  
AMP: 15/32/63/100



## Brass Neutral Link

Size : As Per Customer Specification And drawings  
Materials: Brass  
AMP: 15/32/63/100



## Brass Metropoll valve

Size : 1/2", 3/4", 1 " ( As Per Customer Specification)  
Materials: Brass, Nickle Plated



## Brass Flush And Concealed Valve

Size : 1/2", 3/4", 1 " ( As Per Customer Specification)  
Materials: Brass, Nickle Plated



## Brass Ball valve

Size : 1/2", 3/4", 1 "  
Materials: Brass  
Ends: Female - Female



## Brass Horizontal NRV

Size : 1/2", 3/4", 1 "  
Materials: Brass  
Ends: Female - Female



## Brass Vertical Check Valve

Size : 1/2", 3/4", 1 "  
Materials: Brass  
Ends: Female - Female




## Brass Angle Cock

Size : 1/2"  
Materials: Brass, Nickle Plated



# SKBI INTERNATIONAL

Contact :  +91 98258 08668  
Email : [sales@skbibrassvalveinternational.com](mailto:sales@skbibrassvalveinternational.com)

